

# Laundry

Dosing and Cleaning Systems



**Q** ISO 9001:2000  
CERTIFIED  
COMPANY

# seko

innovation > technology > future

# Our complete products range for your laundry

## 1. OPL machines

up to 7 Kg

▼ Single system

▶ **dynamik LR**  
[Peristaltic dosing pumps]

▶ **opl basic**  
[Dosing systems]

▼ Double system

▶ **opl basic**  
[Dosing systems]

## 2. commercial machines

up to 25 Kg

▼ Double system

▶ **opl basic**  
[Dosing systems]

▼ Triple and more system

▶ **smart P**  
[Dosing systems]

▶ **smart R-P**  
[Dosing systems]

## 3. industrial machines

over 25 Kg

▼ Double system

▶ **smart H**  
[Dosing systems]

▶ **smart R-H**  
[Dosing systems]

▼ Triple and more system

▶ **smart H**  
[Dosing systems]

▶ **smart R-H**  
[Dosing systems]

## 4. tunnel machines

▶ **smart spring**  
[Dosing systems]

▶ **spring MS1 series**  
[Mechanical diaphragm metering pumps]

▶ **tekna EVO**  
[Solenoid dosing pumps]

## 5. multi-washer machines

▼ up to 55 Kg

▶ **master top**  
[Centralised peristaltic multi-washer system]


▼ up to 200 Kg

▶ **master ultra**  
[Decentralised pneumatic multi-washer system]

▼ tunnel

▶ **master tunnel**  
[Multi-tunnel system with PLC]

▶ **master tunnelR**  
[Relay systems for tunnel]





## 6. surface cleaning


- › proklyn
- › prowash
- › profoam

# 1. OPL machines

## ► products range

### multifunction digital peristaltic pump **dynamik LR**

**dynamik LR** is a fixed speed peristaltic pump with digital adjustment of delay, dosing and lock-out time, designed to be used on single-tank laundry machines with max 12 Kg capacity.



Precise programming of delay, dosing and lock out times by **keys display** and **microprocessor technology**

Improved lifetime

of squeeze tube and motor thanks to the **Transaxle Technology** and to new technology tubing

LR 15 (sekoflex squeeze tube)

0.1 bar

15 lt/h

**Power supply** from 100 to 240 Vac 50-60 Hz (24 Vac 50-60 Hz upon request)

**Power consumption** 3.5 W • **Dosing time** from 0 to 999 s

**Delay Time** from 0 to 999 s • **Lock-out Time:** from 0 to 999 minutes

**Easy to install**

Thanks to convenient wall fixing brackets

**Squeeze tube replacement**

does not require pump starting, special tools or qualified personnel

#### IP 65 enclosure

Made of PP reinforced with glass fiber so that it is extremely water and dust proof.

**seko's** construction technology continues to provide products with high resistance to impacts and the chemical agents.

#### Electrical class 2

Making a ground cable connection unnecessary.

#### Materials

The entire range is made using fire-retardant materials according to the **RoHS** directive (Restriction of Hazardous Substances Directive).

#### Wide range of options

All pumps can be supplied with the possibility of connecting a level probe, acoustic alarm and priming by means of a switch



# 1. OPL machines

## ► products range

### dosing systems **oplbasic**

**oplbasic** Series offers a wide range of single and/or two product timed systems for liquid and dry product applications. Chemical dosing is activated automatically by a signal from the washer or by manually pressing the membrane switch located on the front of the unit. (Optional remote manual switch also available)

#### Easy to use

Dip switches, trimmers and jumpers make calibration and programming quick and easy

Front cover opens to 90° degrees for easy access to connections

Prime switches for each product

#### Easy installation Minimum maintenance

Simply run the tubing and connect to the power supply

Easily mounted and removed with built in mounting brackets

No special tools required

#### Safety - Reliability

All settings are made inside the cabinet to discourage tampering

Water resistant and durable

End of product alarm input

**sekoflex** and **sekobrill** squeeze tubing, always equipped with inlet-outlet fittings for fast and safe connections



#### Dosing time

Accepts program run time 0 - 10 minutes. Easy calibration method of programming.

#### Lock out time

Prevents repeat dispensing of product from 0 to 75 minutes with dip switch settings. When the lock out time expires, the pump or solenoid valve will restart, if signalled.

#### Delay time

Using an internal trimmer, delay the start of the pump from 0 - 5 minutes. When the OPLBasic receives a signal, dispensing will not begin until after the programmed delay time

#### Alarms

Optional: LED and buzzer signals an empty product warning.

#### Remote Control

An optional remote switch is available with 5 mt. of cable.



# 1. OPL machines

## ► products range

### opl basic L

Dosing system with a peristaltic pump

**Power supply** 115/208/230 Vac 50-60 Hz **Consumption** 4,5 W  
**Dimensions** W 198 x D 172 x H 115 mm **Weight** 2,5 Kg

Pump: **sekoflex** squeeze tubing 18 lt/h



### opl basic D

Dosing system with a solenoid valve

**Power supply** 115/208/230 Vac 50-60 Hz **Consumption** 4,5 W  
**Dimensions** W 273 x D 172 x H 115 mm **Weight** 2,5 Kg

Solenoid Valve: 24 Vdc



### opl basic LL

Dosing system with double peristaltic pumps

**Power supply** 115/208/230 Vac 50-60 Hz **Consumption** 9 W  
**Dimensions** W 198 x D 172 x H 115 mm **Weight** 3,3 Kg

Pump: **sekoflex** squeeze tubing 18 lt/h



### opl basic DD

Dosing system with double solenoid valve

**Power supply** 115/208/230 Vac 50-60 Hz **Consumption** 9 W  
**Dimensions** W 348 x D 172 x H 115 mm **Weight** 3,3 Kg

Solenoid Valve: 24 Vdc



### opl basic DL

Dosing system with a peristaltic pumps and a solenoid valve

**Power supply** 115/208/230 Vac 50-60 Hz **Consumption** 9 W  
**Dimensions** W 273 x D 172 x H 115 mm **Weight** 3,3 Kg

Pump: **sekoflex** squeeze tubing 18 lt/h  
Solenoid Valve: 24 Vdc



## 2 / 3. commercial and industrial laundry machines

### ► products range

#### dosing systems **smart**

**smart** systems combine technological development in peristaltic systems, where SEKO is a world wide leader, with guaranteed reliability for the chemicals dosing in commercial laundry machines, both OPL and industrial ones. Specific innovations and accurate design of all mechanical parts make it able to manage each dosing formula and to assure high quality performances.



### P series

**Pumps** 2 to 7 • **Flow rate** 18 lt/h (300 ml/min) • **Power supply** 115, 208 or 230 Vac selectable 50-60 Hz  
**Power consumption** 30 W max • **6 Input signals** 20 to 230 Vac or 150 to 230 Vac

#### Maximum flexibility

A WORLDWIDE UNIQUE INNOVATION

**Available** in versions from 2 to 7 pumps, covering a wide flow rate range, from 18 lt/h to 120 lt/h (300 ml/min to 2000 ml/min)

**Long-life pump motors** with fixed flow rate at 18 lt/h (P Series) or selectable flow rate at 30, 60, 90 or 120 lt/h (H Series) via jumper

**Able to dose** up to 3 chemical products simultaneously

**Squeeze tubing: Santoprene** and **Sekobril**. Always equipped with inlet-outlet fittings for fast and safe connections (different tubing types are available for specific chemicals)

#### Plastic enclosure

**7 pumps** connection electrical circuit

**Front cover opens** to 85° allowing easier electrical connections

**IP 65 protection degree** and **class 2** electrical insulation (no ground connection required)

**Easy maintenance**, no special tools required

**Easy wall mounting** and removing thanks to the built-in mounting brackets

**Equipped with tamper** resistant devices

#### Control unit

(only for programmable **smart**)

- Easy to install on board of laundry machine
- Accepts programs transferring by memory card
- Washing diagnostic data visualization
- Manual or automatic programs activation available
- Equipped with tamper resistant devices



## 2 / 3. commercial and industrial laundry machines

### ► products range

## smart

triggered via signals from laundry machines. 20 washing formulas capability each having unique run times and delay times for each pumps.

## smart R

with relay mode operation. Pumps run as long as their respective signals are present. Run times, delay times and formulas disabled.



## H series

Pumps 2 to 7 • Flow rate 30 lt/h (500 ml/min) - 60 lt/h (1000 ml/min) - 90 lt/h (1500 ml/min) - 120 lt/h (2000 ml/min)  
Power supply 100 to 240 Vac 50-60 Hz • Power consumption 100 W max • 6 Input signals 20 to 230 Vac or 150 to 230 Vac

## One programmer for all your systems



Most complete and advanced linear programming system, to assure total dosing management (only for programmable **smart**).

- Accepts up to 40 wash formulas, 2 separate categories with 20 formulas each. (Example: Hotel/Motel and Healthcare)
- **25 programming lines** for each washing formula
- No connection to control unit required for programming operations
- Washing phases skipping thanks to the simple programming instruction
- Pump calibration to dose directly in grams

- Chemical usage data available
- Serial interface and **smart ware** software assure programming and statistic data management by PC
- **Autowash function**: allows automatic wash formula selection just by receiving input signal combinations from laundry machine

### Power supply

By 9 V battery (included)  
By cable from control unit  
By AC/DC adapter (on demand)

### PC interface (on demand):

By serial or USB cable and **smart ware** software

## Memory Card

### Programs

- One programmer to set different **smart**
- Data communication
- User password protected



### Languages

- Allows to set the programming language
- Available languages: English, Italian, French, German and Spanish





# 2 / 3. commercial and industrial laundry machines

## ► accessories, systems composition and dimensions

### Flush kit

#### Flush manifold

- Easy to install to the underside of the cabinet. Can also be wall-mounted
- Injection fittings equipped with built-in check valves. Position is adjustable for ease of tubing installation
- Pressure switch available as an option
- Flow sensor (on demand)



#### Solenoid Valve

- Plastic covering and low tension power supply
- Non-return valve between solenoid valve and chemical injection area
- Water inlet tubing (F3/4 - 20 bar - 60°C) and three-way faucet with water pressure regulation

### Level control and Suction devices

- Optional, externally mounted, empty product alert system available.
- Fast and safe connections with the equipped foot filter and tubing fittings



### Systems composition

### P and H Series

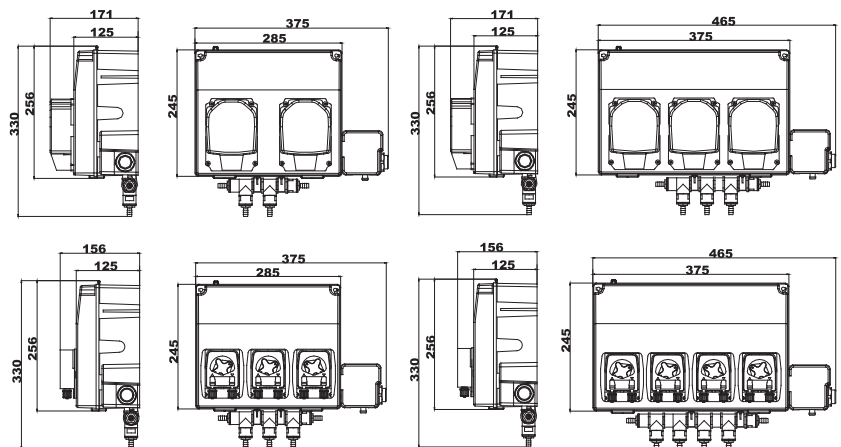
|  | Flush Kit | Control Unit | Suction Devices | Levels control | Programmer | PC Interface |
|--|-----------|--------------|-----------------|----------------|------------|--------------|
|  | ■         | ■            | ■               | ■              | ■          | ■            |

■ INCLUDED ■ ON REQUEST

\*Stainless steel enclosure version on demand

### Dimensional Drawings

| Pumps | Length (mm)           |                  |
|-------|-----------------------|------------------|
|       | H Series              | P Series         |
| 2     | 375                   | 375              |
| 3     | 465                   | 375              |
| 4     | 600<br>(375+285)      | 465              |
| 5     | 750<br>(375+375)      | 660<br>(375+285) |
| 6     | 840<br>(375+465)      | 660<br>(375+285) |
| 7     | 1035<br>(375+285+375) | 750<br>(375+375) |



## 2 / 3. commercial and industrial laundry machines

► relay mode operating smart-R products range

### R-H series



#### Technical Features

|  |  |  |  |  |
|--|--|--|--|--|
| <b>Pumps</b><br>from 2 to 6<br>with priming button | <b>Flow rate</b><br>30 lt/h (500 ml/min)<br>60 lt/h (1000 ml/min)<br>90 lt/h (1500 ml/min)<br>120 lt/h (2000 ml/min) | <b>System power supply</b><br>100 to 240 Vac<br>50-60 Hz | <b>Power consumption (max.)</b><br>100 W | <b>Input signals: n. 6</b><br>20 to 230 Vac<br>or 150 to 230 Vac |
|--|--|--|--|--|

### R-P series



#### Technical Features

|  |   |  |   |  |
|--|---|--|---|--|
| <b>Pumps</b><br>from 2 to 6<br>with priming button | <b>Flow rate</b><br>18 lt/h<br>(300 ml/min) | <b>System power supply</b><br>115, 208 or 230 Vac<br>selectable 50-60 Hz | <b>Power consumption (max.)</b><br>30 W | <b>Input signals: n. 6</b><br>20 to 230 Vac<br>or 150 to 230 Vac |
|--|---|--|---|--|

## Systems composition

## P and H Series

|  | Flush Kit | Control Unit | Suction Devices | Levels control | Programmer | PC Interface |
|--|-----------|--------------|-----------------|----------------|------------|--------------|
|  | ■         |              | ■               | ■              |            |              |

■ INCLUDED ■ ON REQUEST

\*Stainless steel enclosure version on demand

## 4. tunnel machines

### ► products range

#### dosing systems

## smart spring

**smart spring** is a system designed to control a motor drive or solenoid metering pumps instead of peristaltic pumps\*. The new system can operate in programmable mode (triggered by signals) or in relay mode.

(\*) pumps not included



#### One programmer for all your systems

Most complete and advanced linear programming system, to assure total dosing management (only for programmable **smart spring**).

- Accepts up to 40 wash formulas, 2 separate categories with 20 formulas each. (Example: Hotel/Motel and Healthcare)
- **25 programming lines** for each washing formula
- No connection to control unit required for programming operations
- Washing phases skipping thanks to the simple programming instruction
- Pump calibration to dose directly in grams
- Chemical usage data available
- Serial interface and **smart ware** software assure programming and statistic data management by PC
- **Autowash function**: allows automatic wash formula selection just by receiving input signal combinations from laundry machine



#### Memory Card

##### Programs

- One programmer to set different **smart**
- Data communication
- User password protected

##### Languages

- Allows to set the programming language
- Available languages: English, Italian, French, German and Spanish



#### Control unit

(only for programmable **smart**)

- Easy to install on board of laundry machine
- Accepts programs transferring by memory card
- Washing diagnostic data visualization
- Manual or automatic programs activation available
- Equipped with tamper resistant devices



## Systems available

### smart spring

triggered via signals from laundry machines. 20 washing formulas capability each having unique active times and delay times for each relay outputs.

### smart spring R

with relay mode operation. Relay outputs active as long as their respective signals are present. Activation times, delay times and formulas disabled.

## Maximum flexibility

**Available** in versions from 7 relay outputs covering a wide dosage range

**Power relay for** heavy duty loads

**Able to dose** up to 3 chemical products simultaneously

## Plastic enclosure

**7 relay outputs** connection electrical circuit

**Front cover opens** to 85° allowing easier electrical connections

**IP 65 protection degree** and **class 2** electrical insulation (no ground connection required): equipped with **tamper** resistant devices

**Easy maintenance**, no special tools required and **easy wall mounting** or removing thanks to the built-in mounting brackets

## Technical features

#### System power supply

100÷240 VAC

#### Power consumption

(max) 100W

#### Input signals

Possibility to connect at maximum 6 trigger signals 20÷230 VAC or 150÷230 VAC (selectable by jumpers)

#### Relay outputs

Possibility to connect at maximum 7 pumps

#### Relay

- Designed to switch heavy duty loads up to 0,55 Kw
- Din rail mounting
- Normally open

## 4. tunnel machines

### ► products range

#### mechanical diaphragm metering pumps

## spring MS1 series

MS1 pumps are mechanical diaphragm metering pumps featuring a spring return mechanism in an aluminium housing

**Liquid end** SS 316 or PP liquid end (standard).

**PTFE diaphragm** The material in contact with the liquid to be dosed are listed in the "pump head materials" table (special materials may be supplied on request).

**Max dosage temperature**

- SS 316 pump head: 40° C
- PP pump head: 40° C

**Flow rate adjustment** Every pump can be equipped with an electric actuator which accepts a 4÷20 mA.



- **Capacity**  
from 80 to 460 lt/h
- **Max pressure**  
10 bar
- **Stroke rate**  
58 • 78 • 116 strokes/minute
- **Diaphragm diameter**  
from 108 to 165 mm
- **Motor**  
standard 0,37 Kw (IP 55)
- **Stroke length**  
4 mm • 6 mm

| Code     | Diaphragm diameter | Stroke length (mm) | Strokes/min | Flow rate (lt/h) | Max pressure |       | Connections | 3phases Motor (kw) |
|----------|--------------------|--------------------|-------------|------------------|--------------|-------|-------------|--------------------|
|          |                    |                    |             |                  | bar          | psi   |             |                    |
| MS1B108B | 108                | 4                  | 78          | 80               | 10           | 145   | 3/8 gf      | 0,37               |
| MS1C138A | 138                | 6                  | 58          | 155              | 7            | 101,5 | 3/4 gf      | 0,37               |
| MS1C138B |                    |                    | 78          | 220              |              |       |             |                    |
| MS1C165B | 165                | 6                  | 78          | 330              | 5            | 72,5  | 1" gf       | 0,37               |
| MS1C165C |                    |                    | 116         | 460              |              |       |             |                    |

#### solenoid dosing pumps

## tekna EVO AKL

Analogue dosing pump with constant flow rate manually adjustable



**Clever**

Just 4 Models, just PVDF, all functions in one pump

**Compatible**

PVDF pump head and ceramic ball valve as standard

**Reliable**

Long life diaphragm tested to give 5 years working life

**Intuitive programming**

A new concept of programming menu

**Steady Dosing Performance**

Stabilized Multi Power Supply 100÷240 Vac 50/60 Hz with reduced consumption

- Flow rate from 1 to 60 lt/h with an output pressure up to 20 Bar
- Casing made of PP reinforced with glass fibre
- IP 65 rated
- PTFE diaphragm
- Level control input
- Priming valve
- Complete standard installation kit composed by: foot filter and injection valve, PVC suction tube, PE delivery tube and fixing bracket


| Code | Pressure [bar] | Flow rate [lt/h] | Frequency max [stroke./min] | Stroke capacity [cc/stroke] | Ø Connections IN / OUT [mm] | Model           |
|------|----------------|------------------|-----------------------------|-----------------------------|-----------------------------|-----------------|
|      |                |                  |                             |                             |                             | Consumption [W] |
| 800  | 12             | 7                | 320                         | 0,36                        | 4 / 6                       | 23,9            |
|      | 10             | 10               |                             | 0,52                        |                             |                 |
|      | 5              | 15               |                             | 0,78                        |                             |                 |
|      | 1              | 18               |                             | 0,94                        |                             |                 |
| 803  | 5              | 20               | 300                         | 1,11                        | 8 / 12                      | 22,2            |
|      | 4              | 25               |                             | 1,39                        |                             |                 |
|      | 2              | 40               |                             | 2,22                        |                             |                 |
|      | 1              | 54               |                             | 3                           |                             |                 |

# 5. multi-washer

## ► products range

### decentralised peristaltic multi-washers system **master top**

Decentralised peristaltic multi-machine washer for dosing chemical products (liquids or powder) in 4 or 5 washers with different load capacity up to 55 kg. The systems available : 6 or 7 pumps.




#### Central Unit

It is the control system that contains a processor (PLC) which manages the whole dosing process.

A communication card integrated with it manages the communication between the various modules.

#### Signal Interface Module

Allows the connection of the electric signals coming from the washer and communicates with the central unit. Each module can manage up to two washers.



#### Peripheral Module

Allows the chemical product to be dosed to the different washers.

Each module can manage up to four washers.

#### Accessories



A control console is available for selecting the formulas, in case the washers on the installation have a standard or card programmer.

### Minimum maintenance

The materials of the solenoid valves used in the peripheral module are compatible with the chemical products to be dosed, hence preventing their deterioration and reducing maintenance to a minimum.

### Maximum safety

The water solenoid valve integrated in the manifold to allow the transport of chemical products inside the washer and to clean all its parts, guaranteeing a long life-time without the risk of mixing incompatible chemical products

Possibility to have a manifold dedicated only to dosing chlorine

### Easy installation and programming

The programming of the various washing formulas is carried out in g/kg of washing. Considering the capacity of each washing machine, the density of the chemical product and its concentration, the system automatically calculates the operating times of each dosage.

Possibility to connect a PC or a PDA to manage all the system parameters simply and intuitively, such as the configuration, the programming, the calibration and the visualization of the alarms, hence making the operator's job easier.

## 5. multi-washer

### ► products range

#### decentralised pneumatic multi-washers system

### master ultra

Decentralised pneumatic multi-washer system for dosing chemical products (liquids or powder) for 4 or 6 washers with different capacity up to 200 kg. The system allows a maximum of 7 liquid chemical products and two powder products to be dosed.

#### Central Unit

It is the control system that contains a processor (PLC) which manages the whole dosing process.

A communication card integrated with it manages the communication between the various modules.



#### Pneumatic Pump

The dosing of chemical products is carried out using a pneumatic 6 lt/min pump (model P6) or a 20 lt/min pump (P20).



#### Signal Interface Module

Allows the connection of the electric signals coming from the washer and communicates with the central unit. Each module can manage up to two washers.




#### Peripheral Module

Allows the chemical product to be dosed to the different washers.

Two models are available:

- Model for managing up to four washing machines.
- Model for managing up to six washing machines.



#### Accessories

A control console is available for selecting the formulas, in case the washers on the installation have a standard or card programmer.



### Minimum maintenance

PVC manifold with membranes of TFM material totally compatible with the product to be dosed.

The valves of the product and the flow sensor integrated in the manifold itself allow dosing and transport to be carried out and to keep all the parts clean, allowing a long life-time, without the risk of mixing incompatible products and eliminating any possibility of leaks.

### Maximum safety

The water solenoid valve integrated in the manifold to allow the transport of chemical products inside the washer and to clean all its parts, guaranteeing a long life-time without the risk of mixing incompatible chemical products.

For controlling the pneumatic valves, small solenoid valves are used, which allow quick opening and closing hence obtaining greater dosing control.

The presence of the flow meter guarantees correct and accurate dosing.

Possibility to have a manifold dedicated only to dosing chlorine

### Easy installation and programming

The programming of the various washing formulas is carried out in g/kg of washing. Considering the capacity of each washing machine, the density of the chemical product and its concentration, the system automatically calculates the operating times of each dosage.

Possibility to connect a PC or a PDA to manage all the system parameters simply and intuitively, such as the configuration, the programming, the calibration and the visualization of the alarms, hence making the operator's job easier.

## 5. multi-washer

### ► products range

#### multi-tunnel system with PLC **master tunnel**

Multi-Tunnel system for dosing chemical products (liquids or powder) in different modules up to four tunnel washers



#### Main features

The system can dose **eight chemical products** and **two powders** in ten different modules in various tunnel washers. Automatic recognition system of the washing formulas.

#### Minimum maintenance

The pumps used operate **pneumatically** and are made from materials which are compatible with the products to be dosed. They do not require any type of electrical connection or control solenoid valves.

#### Maximum safety

For controlling the pneumatic valves, small solenoid valves are used, which allow quick opening and closing hence obtaining greater dosing control.

**Compact PVC block system with pneumatic membrane valves (EPDM + TFM).**

Possibility to have a manifold dedicated only to dosing chlorine.



#### Easy installation and programming

The programming of the various washing programs is carried out in g/kg of washing. Considering the capacity of each washing machine, the density of the chemical product and its concentration, the system automatically calculates the operating times of each dosage.

Possibility to connect a PC or a PDA to manage all the system parameters simply and intuitively, such as the configuration, the programming, the calibration and the visualisation of the alarms, hence making the operator's job easier.

#### relay systems for tunnel **master tunnelR**

Compact system for a tunnel washer with direct connection to the control dosing signals.

The PVC block system controlled by the pneumatic valves makes it very reliable and safe with regard to product leaks.

#### Main features

- It is the control system that contains a processor (PLC) which manages the whole dosing process. A communication card integrated with it manages the communication between the various modules. Possibility to dose various products to various modules of the system, whether they are liquids or solids in solution.
- In the central control units it incorporates interface relays that are activated when the conveyor signals arrive. The relay activation duration is equal to that of the signal. Timers are also provided for the water transfer time in the desired products.

#### Maximum safety

- For controlling the pneumatic valves, small solenoid valves are used, which allow quick opening and closing hence obtaining greater dosing control.
- Compact PVC block system with pneumatic membrane valves (EPDM + TFM).
- Possibility to have a manifold dedicated only to dosing chlorine



#### Minimum maintenance

The pumps used operate pneumatically and are made from materials which are compatible with the products to be dosed. They do not require any type of electrical connection or control solenoid valves

#### Easy installation and programming

- The programming of the various washing programmes is carried out in g/kg of washing. Considering the capacity of each washing machine, the density of the chemical product and its concentration, the system automatically calculates the operating times of each dosage.
- Possibility to connect a PC or a PDA to manage all the system parameters simply and intuitively, such as the configuration, the programming, the calibration and the visualisation of the alarms, hence making the operator's job easier.



## 5. multi-washers

### ► technical features

| Model                          | master top           | master ultra          | master tunnel | master tunnelR |
|--------------------------------|----------------------|-----------------------|---------------|----------------|
| Power supply                   | 230 VAC single-phase |                       |               |                |
| Consumption                    | 1.5 A - 330 W        | 1.5 A                 | 2 A           | 2 A            |
| Peristaltic pump power supply  | 230 VAC              | -                     |               |                |
| Pump flow rate                 | 1200 ml/min          | 6 lt/min or 20 lt/min | 6 lt/min      |                |
| Manifold material              | PVC                  |                       |               |                |
| Peristaltic pump squeeze tube  | sekoflex             | -                     |               |                |
| Membranes                      | -                    | FPM                   | EPFM + FKM    |                |
| Data memory                    | 3 kb                 |                       |               | -              |
| Program memory                 | 64 kb                |                       |               | -              |
| Communication protocol         | RS 485               |                       |               | -              |
| Communication protocol with PC | RS 485 Modbus        |                       |               | -              |
| Communication port with PDA    | Bluetooth            |                       | -             |                |
| Weight                         | 35 Kg                | 28 Kg                 | 20 Kg         | 15 Kg          |

|                   |   |
|-------------------|---|
| <b>Model</b>      | <b>master top</b>   |
| Systems available | <ul style="list-style-type: none"> <li>• System to dose 6 liquid chemical products in 4 or 5 washers (standard)</li> <li>• System to dose 7 liquid chemical products in 4 or 5 washers (on request)</li> </ul>  |
| <b>Model</b>      | <b>master ultra</b>   |
| Systems available | Pneumatic <b>P6 System</b> [6 lt/min]: <ul style="list-style-type: none"> <li>• System to dose 7 liquid chemical products in 4 washers (max. 4 washers of 150 kg)</li> <li>• System to dose 7 liquid chemical products in 6 washers (mix of 6 washers with a max. capacity of 150 kg)</li> </ul><br>Pneumatic <b>P20 System</b> [20 lt/min]: <ul style="list-style-type: none"> <li>• System to dose 7 liquid chemical products in 4 washers (mix of 4 washers with a max. capacity of 200 kg)</li> <li>• System to dose 7 liquid chemical products in 6 washers (mix of 6 washers with a max. capacity of 200 kg)</li> </ul> |
| <b>Model</b>      | <b>master tunnel</b>  |
| Systems available | Contact our technicians directly.   |
| <b>Model</b>      | <b>master tunnelR</b>   |
| Systems available | Contact our technicians directly.   |



## 6. surface cleaning

### ► products range

#### spraying & foaming system

## proklyn/prowash/profoam

These units are designed for cleaning and/or disinfecting floors and surfaces in the food industry:

- food preparation areas (as full service kitchens, meat processing plants, vegetable processing meat rooms, delicatessen, seafood stores, bakeries)
- packing areas, trucks washing, loading docks, auto dealers, fitness facilities (locker rooms in schools, health clubs), etc.



## Features

- Easily removable non return valve and polypropylene Venturi system
- Connection direct to the water line
- Low sensitivity to water pressure variations
- Installation via 3 mounting screws
- Antipollution valve
- Nickel plated brass ball valve
- Smooth and ergonomic surface, with profiled front cover
- Strong structure, protected against "water hammer" effect
- High chemical resistance
- Gun with adjustable spray nozzle, completely covered with food grade rubber brass body (only for **proklyn** and **prowash** systems)
- 15 coloured coded dilution tips
- Food grade quality discharge tube
- 60 cm or telescopic (1 up to 2 m) gun

## Advantages

- Easy installation, use and maintenance
- Versatility, safe handling, heavy duty capability. Fastest connection gun with anti shock protection
- Constant flow rate despite of pressure variations
- Easily adaptable to change from a 1 product unit into 2 products system
- Allows to easily choose 15 different mixing ratios, making the dosing accurate and efficient
- No electric power
- Works even with low water pressure
- Prevents the wastage of water and cleaning products, thereby contributing towards environmental protection and cost control
- The 2 product units: a single appliance optimises working time and allows different products such as disinfectants and detergents to be used in succession
- No oxidation issues

## 6. surface cleaning

### ► products range

#### proklyn

Available models:

**proklyn "1 product"**  
for clean/rinse operations

**proklyn "2 products"**  
for clean/rinse/sanitize operations



#### Technical Features

##### WORKING TEMPERATURE

60° C max.

##### WORKING PRESSION

0,5 up to 5 bar

##### METERING TIPS FOR DILUTION RATIOS

from 211:1 up to 11:1  
(from 0,50% up to 10,90%)

##### DIMENSIONS WITHOUT TUBES

LENGHT 380 mm  
WIDTH 270 mm  
DEPTH 70 mm

##### WEIGHT

SPRAYING STATION ONLY 1,5 kg

#### prowash

Available models:

**prowash "1 product"**  
for clean/rinse operations

**prowash "2 products"**  
for clean/rinse/sanitize operations



#### Technical Features

##### WORKING TEMPERATURE

60° C max.

##### WORKING PRESSION

0,5 up to 5 bar

##### METERING TIPS FOR DILUTION RATIOS

from 211:1 up to 11:1  
(from 0,50% up to 10,90%)

##### DIMENSIONS WITHOUT TUBES

LENGHT 380 mm  
WIDTH 260 mm  
DEPTH 90 mm

##### WEIGHT

SPRAYING STATION ONLY 3,3 kg

#### profoam

Foam units generate foam to clean  
and/or disinfect surfaces



#### Advantage

- High-quality, dry foam
- Optimal working time for the foam on the surfaces
- Lower water consumption

#### Features

- Fits directly onto the low-pressure water and compressed-air circuits
- The PVC version comes with a built-in hose prop, the stainless steel version comes with a separate hose prop
- This system can also be trolley-mounted, with an air compressor available as an option
- A water and air pressure manometer is included

## 6. surface cleaning

### ► accessories (gun, disconnettor and reels)

#### GUN

(standard for prokijn and prouwash)

#### Features

- Brass body, completely covered with food grade rubber
- High flow nickel plated nozzle, stainless steel spring and pin
- Reinforced lever trigger
- Adjustable spray
- Quick coupling system
- Up to 80°C working temperature and 25 bar working pressure

#### Advantage

- Heavy duty
- Fastest connection
- Easy to connect
- Rugged, versatile, safe handling, anti shock protection, heavy duty



#### DISCONNECTOR

(upon request)

- Prevents any possible water pollution through chemical backflow
- Easily accessible **BA triple check valve**, 3 connecting and testing points
- Approved by **DVGW** (Deutsche Vereinigung des Gas- und Wasserfaches e.V. - German Normative Bureau)
- Conforms to **EN 1717 norm**



#### STAINLESS STEEL REELS

The stainless steel reel allows users to stow the hoses away effortlessly and quickly.

#### Features


- Entirely built in stainless steel (**AISI 304**)
- Can be mounted onto horizontal or vertical surfaces
- Automatic winding


#### Advantage

- Rugged and long lasting
- Versatile and space saving

**Dimension:** H=50 cm L=26 cm D=60 cm

**Hose length:** 20 m • **Weight:** 30 Kg





# seko

**ERTEK**  
www.ertek.com

**Ertek Yapı ve Makina Endüstri Ekipmanları San. ve Tic. Ltd. Şti.**  
Halkapınar Mah. Pamuk Plaza İş Merkezi 1082 Sokak No:3 M 35170 Yenışehir Konak / İZMİR  
Tel: (0232) 469 43 53 Faks: (0232) 457 46 51 • www.ertek.com • info@ertek.com